

## Springvale EPS Ltd

Dinting Vale Business Park  
Glossop  
Derbyshire SK13 6LG

Tel: 01457 863 211 Fax: 01457 869 269  
e-mail: sales@springvale.com  
website: www.springvale.com



Agrément Certificate  
**04/4167**  
Product Sheet 1

### SPRINGVALE CAVITY WALL INSULATION

### ECOBead PLATINUM CAVITY WALL INSULATION

This Agrément Certificate Product Sheet<sup>(1)</sup> relates to Ecobead Platinum Cavity Wall Insulation, expanded polystyrene material injected in bead form with an adhesive, for use in external masonry walls up to and including 12 metres in height, with nominal cavity widths not less than 50 mm, in new and existing domestic and non-domestic buildings. The product may also be used in buildings over 12 metres in height where a height restriction waiver has been issued by the Certificate holder, however it is restricted in some cases.

(1) Hereinafter referred to as 'Certificate'.

#### CERTIFICATION INCLUDES:

- factors relating to compliance with Building Regulations where applicable
- factors relating to additional non-regulatory information where applicable
- independently verified technical specification
- assessment criteria and technical investigations
- design considerations
- installation guidance
- regular surveillance of production
- formal three-yearly review.



#### KEY FACTORS ASSESSED

**Thermal properties** — the product has a declared thermal conductivity ( $\lambda_D$ ) of  $0.033 \text{ W}\cdot\text{m}^{-1}\cdot\text{K}^{-1}$  (see section 6).

**Water penetration** — the product will resist the transfer of water across the cavity (see section 7).

**Condensation** — the product will contribute to limiting the risk of condensation (see section 8).

**Behaviour in relation to fire** — use of the product does not prejudice the fire resistance properties of the wall (see section 9).

**Durability** — the product is durable, rot-proof, water resistant and sufficiently stable to remain effective as an insulation for the life of the building (see section 12).

The BBA has awarded this Certificate to the company named above for the product described herein. This product has been assessed by the BBA as being fit for its intended use provided it is installed, used and maintained as set out in this Certificate.

On behalf of the British Board of Agrément

Date of Second issue: 29 September 2015

John Albon — Head of Approvals  
Construction Products

Claire Curtis-Thomas  
Chief Executive

Originally certificated on 23 November 2004

Certificate amended on 11 March 2019 to include Regulation 7(2) for England and associated text.

*The BBA is a UKAS accredited certification body – Number 113.*

*The schedule of the current scope of accreditation for product certification is available in pdf format via the UKAS link on the BBA website at [www.bbacerts.co.uk](http://www.bbacerts.co.uk)*

*Readers are advised to check the validity and latest issue number of this Agrément Certificate by either referring to the BBA website or contacting the BBA direct.*

*Any photographs are for illustrative purposes only, do not constitute advice and should not be relied upon.*

British Board of Agrément

Bucknalls Lane  
Watford  
Herts WD25 9BA

©2015

tel: 01923 665300  
[clientservices@bbacerts.co.uk](mailto:clientservices@bbacerts.co.uk)  
[www.bbacerts.co.uk](http://www.bbacerts.co.uk)

# Regulations

In the opinion of the BBA, Ecobead Platinum Cavity Wall Insulation, if installed, used and maintained in accordance with this Certificate, can satisfy or contribute to satisfying the relevant requirements of the following Building Regulations (the presence of a UK map indicates that the subject is related to the Building Regulations in the region or regions of the UK depicted):



## The Building Regulations 2010 (England and Wales) (as amended)

<b>Requirement:</b>	C2(a)	<b>Resistance to moisture</b>
<b>Comment:</b>		The product can contribute to satisfying this Requirement. See section 7.1 of this Certificate.
<b>Requirement:</b>	C2(b)	<b>Resistance to moisture</b>
<b>Comment:</b>		The product can contribute to satisfying this Requirement. See section 7.2 of this Certificate.
<b>Requirement:</b>	C2(c)	<b>Resistance to moisture</b>
<b>Comment:</b>		The product can contribute to satisfying this Requirement. See sections 8.1 and 8.3 of this Certificate.
<b>Requirement:</b>	L1(a)(i)	<b>Conservation of fuel and power</b>
<b>Comment:</b>		The product can contribute to satisfying this Requirement. See sections 6.1 and 6.3 of this Certificate.
<b>RRegulation:</b>	7	<b>Materials and workmanship (applicable to Wales only)</b>
<b>Regulation:</b>	7(1)	<b>Materials and workmanship (applicable to England only)</b>
<b>Comment:</b>		The product is an acceptable material. See section 12.1 and the <i>Installation</i> part of this Certificate.
<b>Regulation:</b>	7(2)	<b>Materials and workmanship (applicable to England only)</b>
<b>Comment:</b>		The product is restricted by this Regulation. See section 9.2 of this Certificate.
<b>Regulation:</b>	26	<b>CO<sub>2</sub> emission rates for new buildings</b>
<b>Regulation:</b>	26A	<b>Fabric energy efficiency rates for new dwellings (applicable to England only)</b>
<b>Regulation:</b>	26A	<b>Primary energy consumption rates for new buildings (applicable to Wales only)</b>
<b>Regulation:</b>	26B	<b>Fabric performance values for new dwellings (applicable to Wales only)</b>
<b>Comment:</b>		The product can contribute to satisfying these Regulations. See sections 6.1 and 6.3 of this Certificate.



## The Building (Scotland) Regulations 2004 (as amended)

<b>Regulation:</b>	8(1)	<b>Durability, workmanship and fitness of materials</b>
<b>Comment:</b>		The product can contribute to a construction satisfying this Regulation. See section 12.1 and the <i>Installation</i> part of this Certificate.
<b>Regulation:</b>	9	<b>Building standards applicable to construction</b>
<b>Standard:</b>	2.6	<b>Spread to neighbouring buildings</b>
<b>Comment:</b>		The product is not non-combustible but may be used in walls of domestic and non-domestic buildings in accordance with the exceptions permitted in the Standard, with reference to clauses 2.6.5 <sup>(1)</sup> and 2.6.6 <sup>(2)</sup> . See section 9.5 of this Certificate.
<b>Standard:</b>	3.4	<b>Moisture from the ground</b>
<b>Comment:</b>		The product can contribute to a construction satisfying this Standard, with reference to clause 3.4.1 <sup>(1)(2)</sup> . See section 7.1 of this Certificate.
<b>Standard:</b>	3.10	<b>Precipitation</b>
<b>Comment:</b>		The product can contribute to satisfying this Standard, with reference to clause 3.10.1 <sup>(1)(2)</sup> provided it complies with the conditions set out in section 7.2 of this Certificate.
<b>Standard:</b>	3.15	<b>Condensation</b>
<b>Comment:</b>		The product can contribute to satisfying this Standard, with reference to clauses 3.15.1 <sup>(1)(2)</sup> , 3.15.4 <sup>(1)(2)</sup> and 3.15.5 <sup>(1)(2)</sup> . See sections 8.2 and 8.3 of this Certificate.
<b>Standard:</b>	6.1(b)	<b>Carbon dioxide emissions</b>
<b>Standard:</b>	6.2	<b>Building insulation envelope</b>
<b>Comment:</b>		This product can contribute to satisfying clauses, or parts, of 6.1.1 <sup>(1)</sup> , 6.1.2 <sup>(2)</sup> , 6.1.6 <sup>(1)</sup> , 6.2.1 <sup>(1)(2)</sup> , 6.2.3 <sup>(1)</sup> , 6.2.4 <sup>(2)</sup> , 6.2.5 <sup>(2)</sup> , 6.2.6 <sup>(1)</sup> , 6.2.7 <sup>(1)</sup> , 6.2.8 <sup>(1)(2)</sup> , 6.2.9 <sup>(1)(2)</sup> , 6.2.10 <sup>(1)(2)</sup> , 6.2.11 <sup>(1)(2)</sup> , 6.2.12 <sup>(2)</sup> and 6.2.13 <sup>(1)(2)</sup> of these Standards. See sections 6.1 and 6.3 of this Certificate.
<b>Standard:</b>	7.1(a)(b)	<b>Statement of sustainability</b>
<b>Comment:</b>		The product can contribute to satisfying the relevant requirements of Regulation 9, Standards 1 to 6, and therefore will contribute to a construction meeting a bronze level of sustainability as defined in this Standard. In addition, the product can contribute to a construction meeting a higher level of sustainability as defined in this Standard, with reference to clauses 7.1.4 <sup>(1)(2)</sup> [Aspects 1 <sup>(1)(2)</sup> and 2 <sup>(1)</sup> ], 7.1.6 <sup>(1)(2)</sup> [Aspects 1 <sup>(1)(2)</sup> and 2 <sup>(1)</sup> ] and 7.1.7 <sup>(1)(2)</sup> [Aspect 1 <sup>(1)(2)</sup> ]. See sections 6.1 and 6.3 of this Certificate.
<b>Regulation:</b>	12	<b>Building standards applicable to conversions</b>
<b>Comment:</b>		All comments given for this product under Regulation 9, Standards 1 to 6, also apply to this Regulation, with reference to clause 0.12.1 <sup>(1)(2)</sup> and Schedule 6 <sup>(1)(2)</sup> . (1) Technical Handbook (Domestic). (2) Technical Handbook (Non-Domestic).



## The Building Regulations (Northern Ireland) 2012 (as amended)

<b>Regulation:</b>	23	<b>Fitness of materials and workmanship</b>
<b>Comment:</b>		The product is an acceptable material. See section 12.1 and the <i>Installation</i> part of this Certificate.

Regulation:	28(a)	Resistance to moisture and weather
Comment:		The product can contribute to a construction satisfying this Regulation. See section 7.1 of this Certificate.
Regulation:	28(b)	Resistance to moisture and weather
Comment:		The product can contribute to satisfying this Regulation. See section 7.2 of this Certificate.
Regulation:	29	Condensation
Comment:		The product can contribute to satisfying this Regulation. See section 8.3 of this Certificate.
Regulation:	39(a)(i)	Conservation measures
Regulation:	40(2)	Target carbon dioxide emission rate
Comment:		The product can contribute to satisfying these Regulations. See sections 6.1 and 6.3 of this Certificate.

## Construction (Design and Management) Regulations 2015

## Construction (Design and Management) Regulations (Northern Ireland) 2007

Information in this Certificate may assist the client, Principal Designer/CDM co-ordinator, designer and contractors to address their obligations under these Regulations.

See section: 3 *Delivery and site handling* (3.1 and 3.2) of this Certificate.

## Additional Information

### NHBC Standards 2014

NHBC accepts the use of Ecobead Platinum Cavity Wall Insulation, other than in very severe exposure locations with fair-faced masonry, provided it is installed, used and maintained in accordance with this Certificate, in relation to *NHBC Standards*, Chapter 6.1, *External masonry walls*.

## Technical Specification

### 1 Description

1.1 Ecobead Platinum Cavity Wall Insulation is a grey expanded polystyrene bead material, for use as an injected insulation with an aqueous polymer adhesive within the cavity of masonry cavity walls. The adhesive is used to adhere the beads together and provide long-term stability to the insulation.

1.2 The target mean density of this product when installed is  $12 \text{ kg}\cdot\text{m}^{-3}$  over the entire installation. Individual areas within the wall must not have an absolute density variation of more than  $\pm 2 \text{ kg}\cdot\text{m}^{-3}$  from the target mean density when measured over an area of  $0.5 \text{ m}^2$ .

### 2 Manufacture

2.1 The raw material is fed into an expander and heated by steam, which causes expansion of the bead to a controlled density.

2.2 As part of the assessment and ongoing surveillance of products quality, the BBA has:

- agreed with the manufacturer the quality control procedures and product testing to be undertaken
- assessed and agreed the quality control operated over batches of incoming materials
- monitored the production process and verified that it is in accordance with the documented process
- evaluated the process for management of nonconformities
- checked that equipment has been properly tested and calibrated
- undertaken to carry out the above measures on a regular basis through a surveillance process, to verify that the specifications and quality control operated by the manufacturer are being maintained.

2.3 The management systems of Springvale EPS Ltd have been assessed and registered as meeting the requirements of BS EN ISO 9001 : 2008 (Certificate FM 13871) by BSI and BS EN ISO 14001 : 2004 (Certificate GB 18653) by QMS International plc.

### 3 Delivery and site handling

3.1 The product is delivered to site in polythene sacks or bulk containers and may be marked with the BBA logo incorporating the number of this Certificate. The material, which has an indefinite storage life, should be kept dry and away from heat sources.

3.2 The bonding agent is water based and is delivered to site in containers marked with the BBA logo incorporating the number of this Certificate.

3.3 The bonding agent must be protected from frost, high temperatures and direct sunlight. Containers should be stored inside and off the ground at a temperature between  $2^{\circ}\text{C}$  and  $30^{\circ}\text{C}$ . The bonding agent must not be used beyond its use-by date or be allowed to freeze at any time.

## Assessment and Technical Investigations

The following is a summary of the assessment and technical investigations carried out on Ecobead Platinum Cavity Wall Insulation.

## 4 General

4.1 Ecobead Platinum Cavity Wall Insulation is satisfactory for use as an injected cavity wall insulation and is effective in reducing the thermal transmittance (U value) of external cavity walls with masonry inner and outer leaves (where masonry includes clay and calcium silicate bricks, concrete blocks, and natural and reconstituted stone blocks). The product is for use in new and existing domestic and non-domestic buildings up to and including 12 metres in height, with cavity widths not less than 50 mm. It is essential that such walls are designed and constructed to incorporate the precautions given in this Certificate to prevent moisture penetration.

4.2 This Certificate covers the use of the product in the following hard to treat (HTT) applications:

- a partially-filled cavity (see section 4.7 of this Certificate)
- a building in excess of three storeys (see section 20 of this Certificate).

4.3 This Certificate covers the use of the product in any exposure zone, subject to the following conditions being met. They are particularly important in areas subject to severe or very severe driving rain:

- a site survey should be carried out prior to installation (see sections 13 and 15 of this Certificate)
- the minimum cavity width must not be less than 50 mm
- walls must be in a good state of repair and show no evidence of frost damage
- mortar joints must not show evidence of more than hairline cracking. Raked or recessed mortar joints should be avoided in very severe exposure areas.

4.4 As with other forms of cavity wall insulation, where buildings need to comply with NHBC Standards specifiers should observe the requirements of that document.

### Partial filling — omitted areas

4.5 Partial filling of the gable apex (ie limiting the fill to several brickwork courses above ceiling level) is permitted provided the top of the wall is protected by the roof and:

- the roof void is not an occupied space
- the loft insulation is at ceiling level.

4.6 Partial filling is also allowed if:

- separately insulating semi-detached or terraced properties. The cavity barrier used for this purpose is retained in the cavity and must be as defined in section 18.3 of this Certificate
- filling up to the underside of a horizontal boundary, other than the roof, where that horizontal boundary is protected by a cavity tray or similar waterproof barrier
- treating properties where the wall to be insulated is below a waterproof cladding (eg tile hung) and this cladding either extends up to the roof or is protected at the top by other means (eg window sills)
- treating areas of wall where access for drilling may be limited by features such as carports and conservatories, as defined in sections 19.10 and 19.11.

### Partial fill — residual cavities<sup>(1)</sup>

4.7 This Certificate covers the use of the product for topping up of residual cavities in partial fill installations, subject to the following conditions being met:

- prior to installation, a site survey is carried out by a BBA Approved Assessor (see section 14)
- the existing built-in insulation in the cavity is one of the following:
  - mineral wool (MW) batts
  - expanded polystyrene (EPS) boards
  - foil-faced polyisocyanurate (PIR), polyurethane (PUR) or phenolic (PF) boards
- the minimum residual cavity width is not less than 50 mm
- installation is carried out by a BBA Approved Installer, trained to work on this type of installation
- all other conditions in section 4.3 of this Certificate are met.

(1) Partial fill installations relate to existing constructions where insulation, in the form of batts or boards, has previously been built into a wall and there is a residual cavity.

### Existing buildings

4.8 In an existing building, the product may be installed only:

- where there are no signs of dampness on the inner face of the cavity wall, other than those caused solely by condensation, and
- where the cavity is not being used as a source of combustion air or as a flue for ventilation purposes.

### New buildings

4.9 New buildings subject to the national Building Regulations should be constructed in accordance with the relevant recommendations of:

- BS 8000-3 : 2001
- BS EN 1996-1-1 : 2005, BS EN 1996-1-2 : 2005, BS EN 1996-2 : 2006 and BS EN 1996-3 : 2006 and their UK National Annexes.

4.10 Other new buildings not subject to regulatory requirements should also be built in accordance with the Standards identified in section 4.9 of this Certificate.

4.11 In a new building where the product is to be installed:


- cavity battens or boards must be used to reduce the amount of mortar droppings left in the cavity
- injection of the product should be left until the cavity is sealed from the weather, ie the roof is in place and the window and door openings sealed.

## 5 Practicability of installation


The product must be installed by operatives trained and approved by the Certificate holder and subsequently approved by the BBA. The Certificate holder operates an Approved Installer Scheme<sup>(1)</sup> for this product under which the installers are approved, registered and regularly reviewed by the Certificate holder to demonstrate that they are competent to carry out installations of the product in accordance with this Certificate. Details of Approved Installers are available from the Certificate holder. Approved Installers are responsible for each installation of the product that they undertake (see section 16).

(1) The Certificate holder's records relating to their Approved Installer Scheme will be audited annually by the BBA as part of its programme of surveillance.

## 6 Thermal properties

 6.1 Calculations of the thermal transmittance (U value) of specific external wall constructions should be carried out in accordance with BS EN ISO 6946 : 2007 and BRE Report BR 443 : 2006, using the insulation's declared thermal conductivity ( $\lambda_D$ ) of  $0.033 \text{ W}\cdot\text{m}^{-1}\cdot\text{K}^{-1}$ .

6.2 Where an existing wall is subject to national Building Regulations, for example to a material change of use, designers should take account of the relevant guidance relating to technical and economic feasibility and target U values in the documents supporting those Regulations.

 6.3 The U value of a typical brick and block cavity wall construction will depend on the cavity width and the insulating value of the internal block leaf and finish. Calculated U values for example constructions are given in Table 1 (for existing buildings) and Table 2 (for new buildings).

*Table 1 Example cavity wall U values<sup>(1)</sup> — existing/retained walls*

Cavity width/insulation thickness (mm)	U values ( $\text{W}\cdot\text{m}^{-2}\cdot\text{K}^{-1}$ )	
	13 mm dense plaster <sup>(2)</sup> 100 mm dense block <sup>(3)</sup>	Plasterboard on dabs 100 mm AAC block <sup>(4)</sup>
50	0.52	0.38
75	0.39	0.29
100	0.30	0.24
125	0.25	0.20

(1) Assumes fixings correction for fully-penetrating mild steel fixings ( $50 \text{ W}\cdot\text{m}^{-1}\cdot\text{K}^{-1}$ ) at  $2.5 \text{ per m}^2$  with cross-sectional area of  $12.5 \text{ mm}^2$ , nominal U value and 102 mm thick brick outer leaf.

(2) Plaster thermal conductivity of  $0.57 \text{ W}\cdot\text{m}^{-1}\cdot\text{K}^{-1}$ .

(3) Block and mortar thermal conductivity of  $1.13 \text{ W}\cdot\text{m}^{-1}\cdot\text{K}^{-1}$  and  $0.88 \text{ W}\cdot\text{m}^{-1}\cdot\text{K}^{-1}$  respectively.

(4) Block and mortar thermal conductivity of  $0.12 \text{ W}\cdot\text{m}^{-1}\cdot\text{K}^{-1}$  and  $0.88 \text{ W}\cdot\text{m}^{-1}\cdot\text{K}^{-1}$  respectively.

*Table 2 Example cavity wall U values<sup>(1)</sup> — new buildings*

U value requirement ( $\text{W}\cdot\text{m}^{-2}\cdot\text{K}^{-1}$ )	U values ( $\text{W}\cdot\text{m}^{-2}\cdot\text{K}^{-1}$ )	
	13 mm dense plaster <sup>(2)</sup> 100 mm dense block <sup>(3)</sup>	Plasterboard on dabs 100 mm AAC block <sup>(4)</sup>
0.18	165	145
0.19	160	140
0.25	120	95
0.26	115	90
0.27	110	85
0.30	100	75
0.35	85	60

(1) Assumes fixings correction for fully-penetrating stainless steel fixings ( $17 \text{ W}\cdot\text{m}^{-1}\cdot\text{K}^{-1}$ ) at  $2.5 \text{ per m}^2$  with cross-sectional area of  $12.5 \text{ mm}^2$ , nominal U value and 102 mm thick brick outer leaf.

(2) Plaster thermal conductivity of  $0.57 \text{ W}\cdot\text{m}^{-1}\cdot\text{K}^{-1}$ .

(3) Block and mortar thermal conductivity of  $1.13 \text{ W}\cdot\text{m}^{-1}\cdot\text{K}^{-1}$  and  $0.88 \text{ W}\cdot\text{m}^{-1}\cdot\text{K}^{-1}$  respectively.

(4) Block and mortar thermal conductivity of  $0.12 \text{ W}\cdot\text{m}^{-1}\cdot\text{K}^{-1}$  and  $0.88 \text{ W}\cdot\text{m}^{-1}\cdot\text{K}^{-1}$  respectively.



## Junctions

6.4 Care must be taken in the overall design and construction of junctions with other elements and openings to minimise thermal bridges and air infiltration. Detailed guidance can be found in the documents supporting the national Building Regulations.

## 7 Water penetration



7.1 The product can be used in situations where it bridges the damp-proof course (dpc) in walls; dampness from the ground will not pass through to the inner leaf provided the wall is detailed in accordance with the requirements and provisions of the national Building Regulations:

**England and Wales** — Approved Document C, section 5

**Scotland** — Mandatory Standard 3.4, clause 3.4.1<sup>(1)(2)</sup>

(1) Technical Handbook (Domestic).

(2) Technical Handbook (Non-Domestic).

**Northern Ireland** — Technical Booklet C, sections 6.3 to 6.6.

7.2 When the product is properly installed in accordance with this Certificate, it will resist any water transfer across the cavity to the inner leaf.

## 8 Condensation

### Surface condensation



8.1 Walls will adequately limit the risk of surface condensation when the thermal transmittance (U value) does not exceed  $0.7 \text{ W}\cdot\text{m}^{-2}\cdot\text{K}^{-1}$  at any point and the junctions with other elements are designed in accordance with the guidance referred to in section 6.4 of this Certificate.



8.2 For buildings in Scotland, constructions will be acceptable where the thermal transmittance (U value) does not exceed  $1.2 \text{ W}\cdot\text{m}^{-2}\cdot\text{K}^{-1}$  at any point and the junctions with other elements are designed in accordance with the guidance referred to in BS 5250 : 2011, Annex G. Further guidance may be obtained from BRE Report BR 262 : 2002 and section 6.4 of this Certificate.

### Interstitial condensation



8.3 Walls will adequately limit the risk of interstitial condensation when they are designed and constructed in accordance with BS 5250 : 2011, Annexes D and G and the relevant guidance.

## 9 Behaviour in relation to fire

9.1 The use of the product does not prejudice the fire resistance properties of the wall. It is unlikely to become ignited within the cavity when used in the context of this Certificate. If fire does penetrate into the cavity, the amount of air present will be insufficient to support combustion. However, the instructions contained in this Certificate relating to the sealing of an uncapped cavity (see section 15.3) and the removal of insulant present in the loft space after installation (see section 19.9) must be carefully followed.



9.2 In England, the product should not be used on buildings with a storey 18 m or more above ground level that contains; one or more dwellings, an institution, a room for residential purposes (excluding any room in a hostel, hotel or boarding house), student accommodation, care homes, sheltered housing, hospitals or dormitories in boarding schools.

9.3 In England for constructions not covered by section 9.2 of this Certificate, and for constructions in Wales and Northern Ireland, the product is not classified as being of limited combustibility but the requirements of the national Building Regulations relating to fire spread in cavity walls can be met in buildings of all purpose groups without the need for cavity barriers, or restrictions on height or proximity to boundaries, provided the construction complies with the relevant provisions detailed in:

**England and Wales** — Approved Document B, Volume 1, Diagram 13 and Volume 2, Diagram 34

**Northern Ireland** — Technical Booklet E, Diagram 4.5.

9.4 In Scotland, the product is not classified as non-combustible but may be used without height restriction in a wall on, or less than 1 m from, a relevant boundary, provided it is installed in a cavity that is between two leaves of masonry at least 75 mm thick, and which has a cavity barrier around all openings in the wall and at the top of the wall head.



9.5 For constructions not covered by sections 9.3 or 9.4, the use of the product is restricted to buildings with no floor more than 18 m above the ground and cavity barriers must be provided to comply with the relevant provisions of the national Building Regulations.

9.6 Designers should refer to the relevant national Building Regulations and guidance for detailed conditions of use, particularly in respect of requirements for substrate fire performance, cavity closers and barriers, fire stopping of service penetrations and combustibility limitations for other materials and components used in the overall wall construction.

## 10 Proximity of flues and appliances

When installing the product in close proximity to certain flue pipes and/or heat producing appliances, the relevant provisions of the national Building Regulations are applicable:

**England and Wales** — Approved Document J, sections 1 to 4

**Scotland** — Mandatory Standard 3.19, clause 3.19.1<sup>(1)(2)</sup> to 3.19.9<sup>(1)(2)</sup>

(1) Technical Handbook (Domestic).

(2) Technical Handbook (Non-Domestic).

**Northern Ireland** — Technical Booklet L, sections 1 to 5.

## 11 Maintenance

As the product is confined within the wall cavity and has suitable durability (see section 12), maintenance is not required.

## 12 Durability



12.1 The product is unaffected by the normal conditions in a wall, and is durable, rot-proof, water resistant and sufficiently stable to remain effective as insulation for the life of the building.

12.2 Should it become necessary for any reason, the product can be evacuated from the cavity void.

## Installation

### 13 Site assessment

13.1 Prior to the installation, an assessment must be carried out by a trained assessor, who may be the installing technician, to ascertain the suitability of the property or properties to receive Ecobead Platinum Cavity Wall Insulation. An assessment report is prepared and held at the installer's offices. Particular problems are specifically identified and any reasons for rejection of the work noted. Care should be taken at this stage for the assessor and the party commissioning the work to identify, and agree in writing as appropriate, any areas of the wall that will not be filled (see sections 19.10 and 19.11) and any special requirements for making good (see section 19.8).

13.2 Assessment of hard to treat (HTT) properties must be carried out by a member of the BBA Approved Assessor Scheme for Assessing the Suitability of Buildings for the Installation of Cavity Wall Insulation (see section 14). The assessment of partial fill cavities requires additional checks, as detailed in *BBA Policy 18: Requirements for Surveying of Hard to Treat Cavity Walls<sup>(1)</sup>*.

(1) Available on the BBA website, [www.bbacerts.co.uk](http://www.bbacerts.co.uk)

### 14 Approved Assessors

All assessors of HTT properties must be BBA-approved, and registered with the BBA as part of the BBA Approved Installer and Assessor schemes. The BBA will monitor all Approved Assessors as part of the surveillance operated over BBA Approved Installers. BBA Inspectors will audit installation records during the annual office inspection to ensure that all HTT cavities have been filled in accordance with the relevant system Certificate including, where appropriate, that the property has been surveyed by an Approved Assessor.

### 15 Site preparation

15.1 The installing operative must ensure that the property has been correctly assessed and is suitable for insulation with the product. Any problems encountered during installation which prevent compliance with this Certificate must be referred to the installation company before proceeding.

15.2 Essential ventilation openings, such as those providing combustion air or underfloor ventilation, and all flues in the cavity wall must be checked. If adequate sleeving or other cavity closures are not present, installation must not proceed until these openings have been sleeved or otherwise modified to prevent blockage by the insulant.

15.3 Wherever practicably possible, all uncapped cavity walls must be sealed prior to installation, for example, with plugs of mineral fibre.

### 16 Approved Installers

Installation of the product must be carried out by the Certificate holder or their Approved Installers. An Approved Installer is defined as a company:

- required to satisfy an initial site installation check by the BBA following approval by the Certificate holder, and is subject to the BBA Assessment and Surveillance Scheme for BBA Approved Installers of Cavity Wall Insulation
- approved by the Certificate holder and the BBA to install the product having undertaken to comply with the Certificate holder's installation procedure
- employing technicians who have been issued with appropriate identity cards by the Certificate holder; at least one member of each installation team must carry a card

- subject to inspections by the Certificate holder, who oversees the activities of Approved Installers. It is a requirement that the Certificate holder undertakes inspections of each card-carrying technician using their products, and maintains records, as detailed in the *BBA Assessment and Surveillance Scheme for BBA Approved Installers of Cavity Wall Insulation*.

## 17 Supervision

17.1 Installation of the product should be carried out in accordance with the *BBA Assessment and Surveillance Scheme for BBA Approved Installers of Cavity Wall Insulation*.

17.2 During installation, the following simple checks can be made, as an aid to determining that the installation conforms to the certificated method:

- the correct EPS bead and adhesive flow checks have been carried out prior to filling
- the pattern of holes complies with the description given in section 19.1
- injection of material takes place in each hole, to complete the filling of the cavity space.

## 18 General

18.1 The installation of the product is undertaken using injection equipment, based on a compressed air delivery system, tested and accepted for use with the product by the BBA.

18.2 The installer provides all necessary hoses, drilling tools, equipment and materials for making good the walls after the installation.

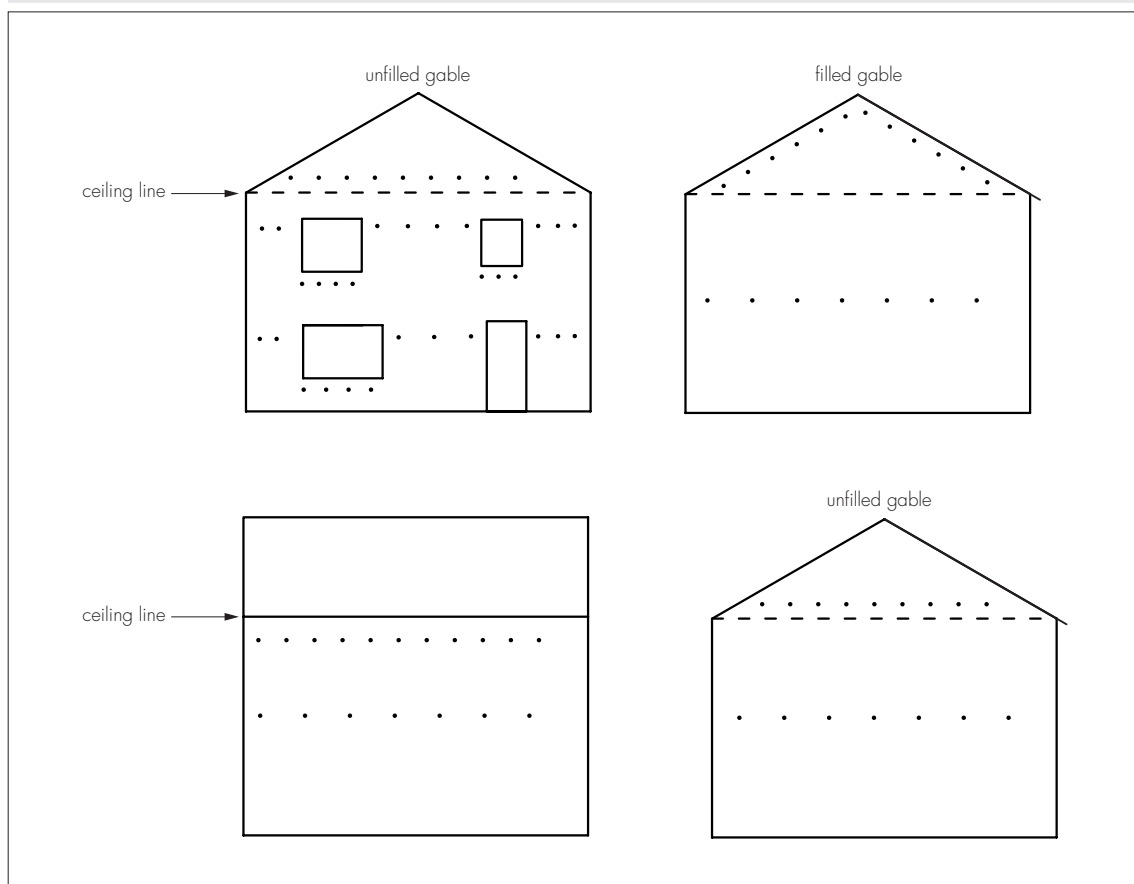
18.3 Where a semi-detached or terraced property is to be insulated, a cavity brush is inserted at the line dividing the properties to contain the insulation. This consists of a continuous polypropylene brush which is left in place when the installation is completed.

## 19 Procedure

### Standard procedure

19.1 Holes of 22 mm diameter are drilled into the wall at approximately 600 mm intervals in accordance with the drilling pattern shown in Figure 1. When installing around elements such as windows, holes should be drilled within the length and approximately 250 mm below the element in accordance with the Certificate holder's instructions. Where possible, holes should be drilled through the mortar joints between bricks.

Figure 1 Standard drilling pattern



19.2 To help ensure that the cavity fill is void-free, additional holes should be drilled between elements such as door/wall ends, windows and three bricks below any obstacles that may be present.



19.3 The maximum vertical length between holes should be 2500 mm. An intermediate row of holes may be required if this is to be exceeded.

19.4 Upper levels should be drilled in the same manner as the ground floor, in accordance with the drilling pattern shown in Figure 1 and the Certificate holder's instructions. Special care should be taken to ensure that the holes drilled in the upper floor do not correspond to any intermediate timber floor. Care must be taken to ensure that the insulation does not intrude into the roof space.

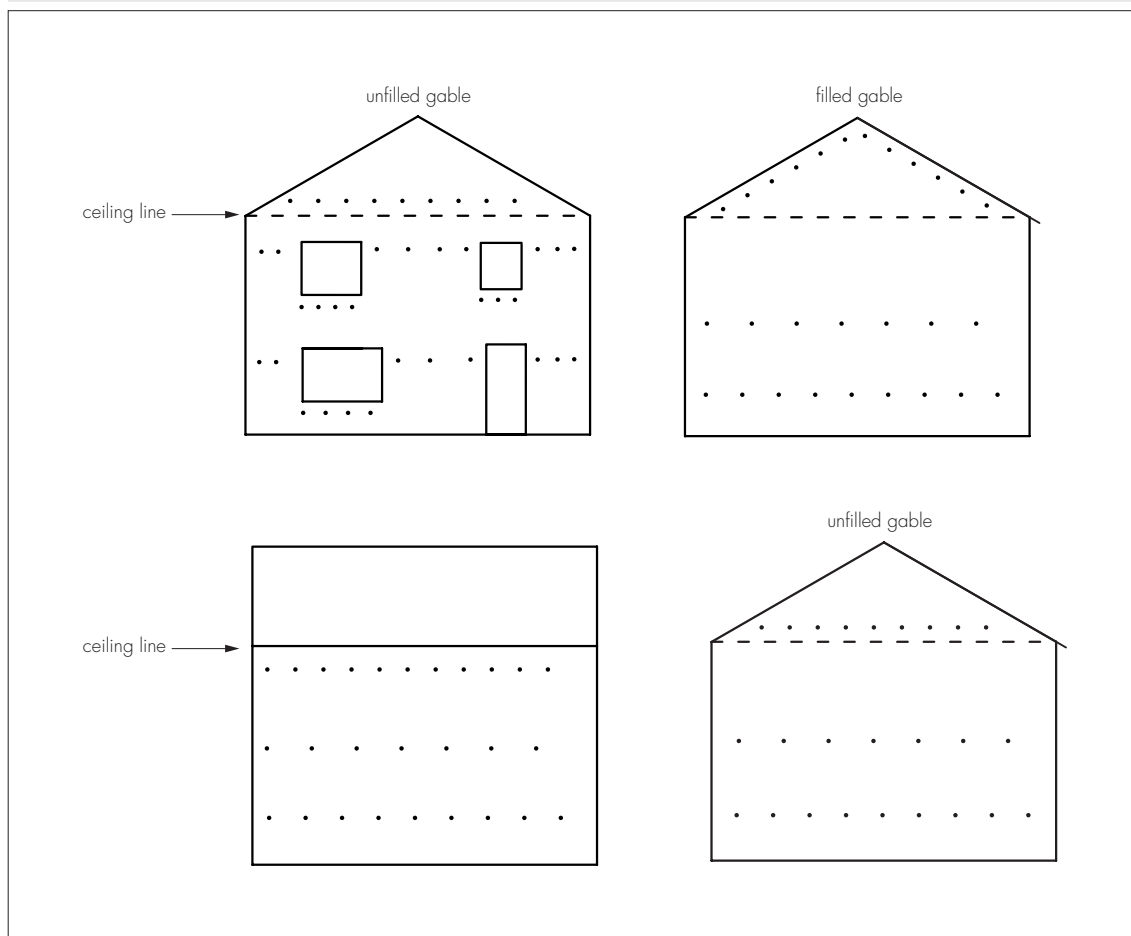
19.5 Gable ends should be filled in accordance with the Certificate holder's instructions. Holes should be drilled 1½ bricks from the top of the cavity and three bricks apart horizontally.

### Partial fill

19.6 The procedure for installing into partially-filled cavities is as described in sections 19.1 to 19.5, but in any plain walls (eg gable) without windows or doors an additional row of holes is drilled at the mid height line. The first row of holes is drilled at a maximum 1000 mm vertically from the dpc and at a maximum 1200 mm apart horizontally. The second row of holes is drilled at a maximum 2500 mm vertically from the dpc and a maximum 1800 mm apart horizontally as shown in Figure 2.

19.7 Where necessary, use of a depth gauge on the gun nozzle is required to prevent the nozzle protruding into the existing partial fill material.

Figure 2 Partial fill drilling pattern



### Finishing

19.8 After injection, the drill holes are fully filled with mortar of a similar type, colour, texture and weathertightness to that of the existing wall. Where a wall requires a high degree of colour matching, the level of finish-matching should be agreed in writing during the site assessment. All trunked air vents (eg those providing underfloor ventilation and combustion air for heating appliances) are checked and any obstructions cleared. All flues must be carefully checked by an appropriate test (eg a smoke test) to verify that they are clear and unobstructed.

19.9 Insulant blown through the top of the cavity into the loft space is removed and any points of leakage are sealed (see section 15.3 of this Certificate).

### Omitted areas

19.10 In some circumstances access for drilling injection holes and filling with insulation may be limited by features such as carports, conservatories, cladding and tiling. The practicability of safely accessing and making good these areas, or installing the insulation through the inner leaf, may outweigh the benefits of insulating these areas.

19.11 It is permissible to omit such areas only when:

- a full justification detailing the reasons to omit areas is included in the survey report
- the assessor obtains written consent for omitting any areas of the wall from the party commissioning the work.  
The assessor must inform the commissioning party in writing that 'heat loss' through uninsulated areas will not be reduced, and that they will also be subject to a slightly higher risk of condensation.

## 20 Height restriction waivers

20.1 Ecobead Platinum Cavity Wall Insulation is for use in buildings up to and including 12 metres in height, in domestic and non-domestic buildings. The product may also be used in buildings over 12 metres in height where a height restriction waiver has been issued by the Certificate holder.

20.2 The Certificate holder has a detailed programme for the assessment of buildings over 12 metres, as approved and maintained under surveillance by the BBA. Each installation beyond 12 metres must be individually assessed by the Certificate holder against this agreed assessment programme and documented approval given prior to the commencement of work.

## Technical Investigations

### 21 Tests

Results of tests were assessed to determine:

- resistance to rain penetration of an insulated cavity wall
- adequacy of fill using specified installation machinery and drilling patterns
- thermal conductivity
- characterisation of the product.

### 22 Investigations

22.1 Existing data on toxicity, durability and properties in relation to fire were evaluated.

22.2 The Certificate holder's training arrangements were evaluated.

22.3 An assessment of the practicability of installation was carried out.

22.4 A condensation risk analysis was carried out.

22.5 A series of U value calculations was carried out.

22.6 A calculation was undertaken to confirm the thermal conductivity ( $\lambda_D$ ).

22.7 An assessment of the product's suitability for topping up of residual cavities in partial fill installations.

22.8 The manufacturing process was evaluated, including the methods adopted for quality control, and details were obtained of the quality and composition of the materials used.

## Bibliography

BS 5250 : 2011 *Code of practice for control of condensation in buildings*

BS 8000-3 : 2001 *Workmanship on building sites — Code of practice for masonry*

BS EN 1996-1-1 : 2005 *Eurocode 6 — Design of masonry structures — General rules for reinforced and unreinforced masonry structures*

NA to BS EN 1996-1-1 : 2005 UK National Annex to *Eurocode 6 — Design of masonry structures — General rules for reinforced and unreinforced masonry structures*

BS EN 1996-1-2 : 2005 *Eurocode 6 — Design of masonry structures — General rules — Structural fire design*

NA to BS EN 1996-1-2 : 2005 UK National Annex to *Eurocode 6 — Design of masonry structures — General rules — Structural fire design*

BS EN 1996-2 : 2006 *Eurocode 6 — Design of masonry structures — Design considerations, selection of materials and execution of masonry*

NA to BS EN 1996-2 : 2006 UK National Annex to *Eurocode 6 — Design of masonry structures — Design considerations, selection of materials and execution of masonry*

BS EN 1996-3 : 2006 *Eurocode 6 — Design of masonry structures — Simplified calculation methods for unreinforced masonry structures*

NA to BS EN 1996-3 : 2006 UK National Annex to *Eurocode 6 — Design of masonry structures — Simplified calculation methods for unreinforced masonry structures*

BS EN ISO 6946 : 2007 *Building components and building elements — Thermal resistance and thermal transmittance — Calculation method*

BS EN ISO 9001 : 2008 *Quality management systems — Requirements*

## Conditions of Certification

### 23 Conditions

23.1 This Certificate:

- relates only to the product/system that is named and described on the front page
- is issued only to the company, firm, organisation or person named on the front page — no other company, firm, organisation or person may hold or claim that this Certificate has been issued to them
- is valid only within the UK
- has to be read, considered and used as a whole document — it may be misleading and will be incomplete to be selective
- is copyright of the BBA
- is subject to English Law.

23.2 Publications, documents, specifications, legislation, regulations, standards and the like referenced in this Certificate are those that were current and/or deemed relevant by the BBA at the date of issue or reissue of this Certificate.

23.3 This Certificate will remain valid for an unlimited period provided that the product/system and its manufacture and/or fabrication, including all related and relevant parts and processes thereof:

- are maintained at or above the levels which have been assessed and found to be satisfactory by the BBA
- continue to be checked as and when deemed appropriate by the BBA under arrangements that it will determine
- are reviewed by the BBA as and when it considers appropriate.

23.4 The BBA has used due skill, care and diligence in preparing this Certificate, but no warranty is provided.

23.5 In issuing this Certificate, the BBA is not responsible and is excluded from any liability to any company, firm, organisation or person, for any matters arising directly or indirectly from:

- the presence or absence of any patent, intellectual property or similar rights subsisting in the product/system or any other product/system
- the right of the Certificate holder to manufacture, supply, install, maintain or market the product/system
- actual installations of the product/system, including their nature, design, methods, performance, workmanship and maintenance
- any works and constructions in which the product/system is installed, including their nature, design, methods, performance, workmanship and maintenance
- any loss or damage, including personal injury, howsoever caused by the product/system, including its manufacture, supply, installation, use, maintenance and removal
- any claims by the manufacturer relating to CE marking.

23.6 Any information relating to the manufacture, supply, installation, use, maintenance and removal of this product/system which is contained or referred to in this Certificate is the minimum required to be met when the product/system is manufactured, supplied, installed, used, maintained and removed. It does not purport in any way to restate the requirements of the Health and Safety at Work etc. Act 1974, or of any other statutory, common law or other duty which may exist at the date of issue or reissue of this Certificate; nor is conformity with such information to be taken as satisfying the requirements of the 1974 Act or of any statutory, common law or other duty of care.